



NORTH CAROLINA Department of Transportation




How a transportation project gets funded: NCDOT's STI Prioritization and Programming Process

Stephen Sparks, P.E., NCDOT Division 13

September 18, 2018

Previous Perception



STRATEGIC TRANSPORTATION INVESTMENTS

- New funding formula for NCDOT's Capital Expenditures called the Strategic Mobility Formula
- House Bill 817 signed into Law June 2013
- Most significant NC transportation legislation since 1989 Highway Trust Fund
- Created a Prioritization Workgroup to provide recommendations to NCDOT on weights and criteria

Where do projects come from?



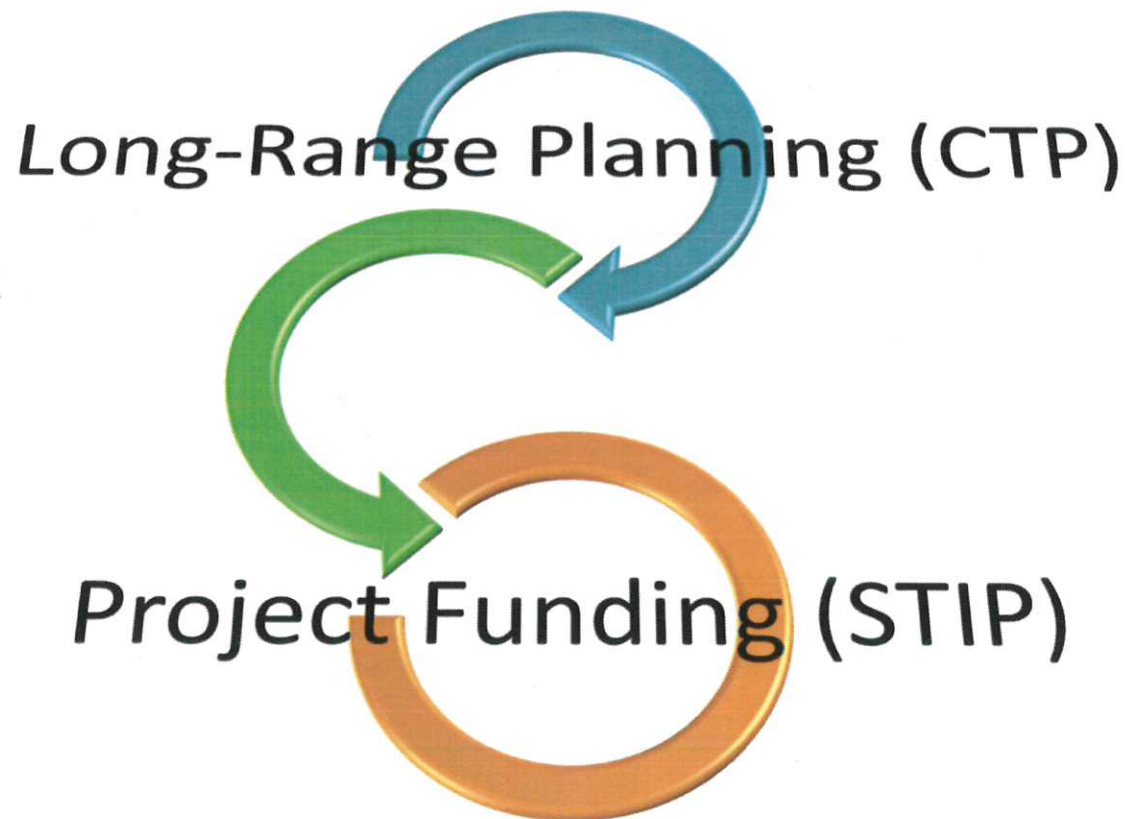
NCDOT TPIB
TRANSPORTATION PLANNING INSTITUTE

Comprehensive Transportation Plan

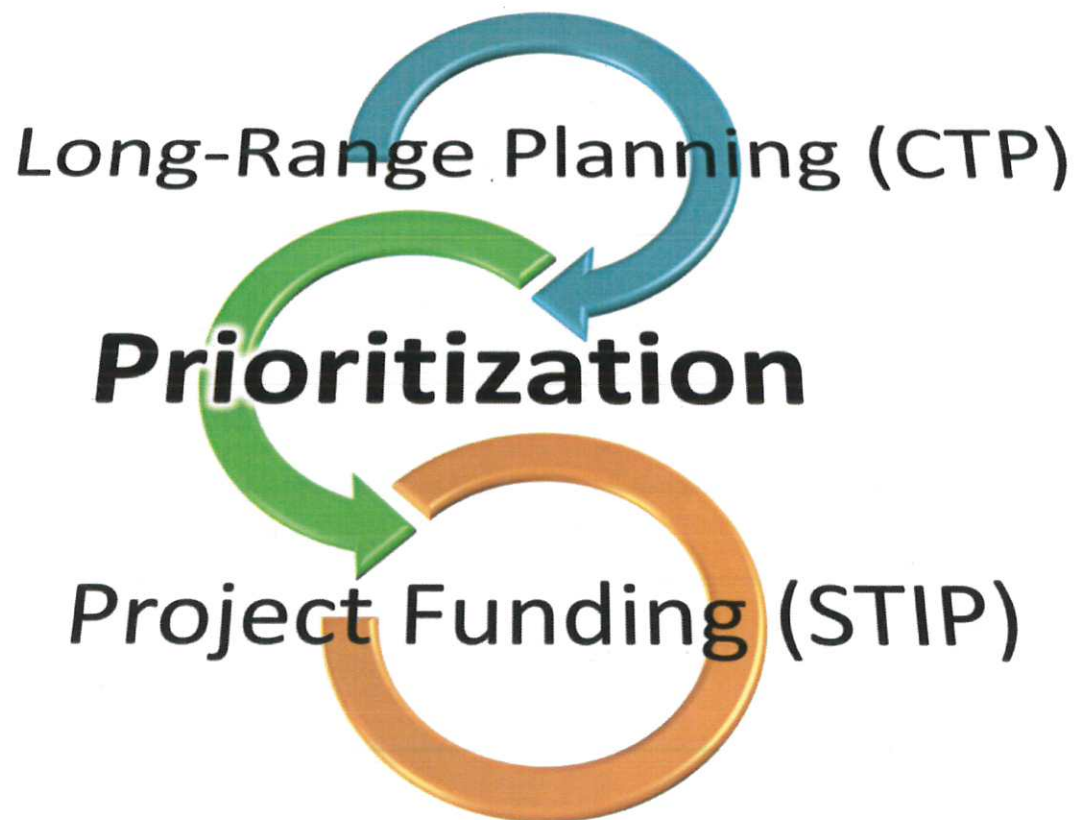



Madison County
March 2012

Where Do Projects Come From?



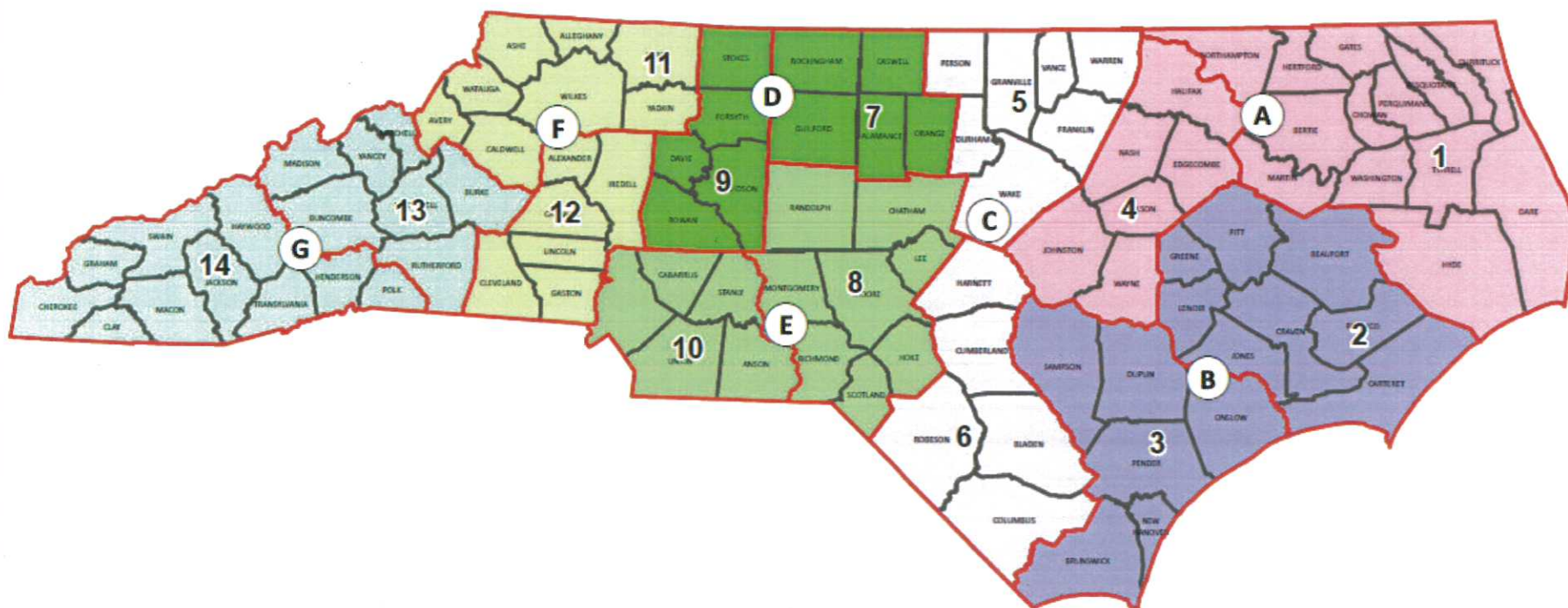
Where Do Projects Come From?





Like all bills want to become laws, all projects want to make it in to the STIP.

Today's Roadmap



STI Law Eligibility Definitions

Mode	Statewide Mobility	Regional Impact	Division Needs
Highway	<ul style="list-style-type: none"> • Interstates (existing & future) • NHS routes (July 1, 2012) • STRAHNET • ADHS Routes • Uncompleted Intrastate projects • Designated Toll Facilities 	Other US and NC Routes	<ul style="list-style-type: none"> • All County (SR) Routes • Federal-Aid Eligible Local Roads
Aviation	Large Commercial Service Airports (\$500K cap)	Other Commercial Service Airports not in Statewide (\$300K cap)	All Airports without Commercial Service (General Aviation) (\$18.5M cap)
Bicycle-Pedestrian	N/A	N/A	All projects (\$0 state funds)
Public Transportation	N/A	Service spanning two or more counties (10% cap)	All other service, including terminals and stations
Ferry	N/A	Vessel or infrastructure expansion	Replacement vessels
Rail	Freight Service on Class I Railroad Corridors	Rail service spanning two or more counties not in Statewide	All other service, including terminals and stations (no short lines)

STRATEGIC MOBILITY FORMULA

40 % of Funds

30 % of Funds

30 % of Funds

**STATEWIDE
MOBILITY**

**REGIONAL
IMPACT**

**DIVISION
NEEDS**

**FOCUS: Address
Significant Congestion
and Bottlenecks**

**FOCUS: Improve
Connectivity within
Region**

**FOCUS: Address Local
Needs**

Eligible Projects

- Statewide Projects such as Interstate I-26, I-240

Eligible Projects

- Projects not selected at Statewide level
- Primary Routes (US 25/70 and NC 213)
- Regional Transit

Eligible Projects

- Projects not selected at Statewide and Regional levels
- Secondary Roads
- Bicycle and Pedestrian Projects
- Local Transit

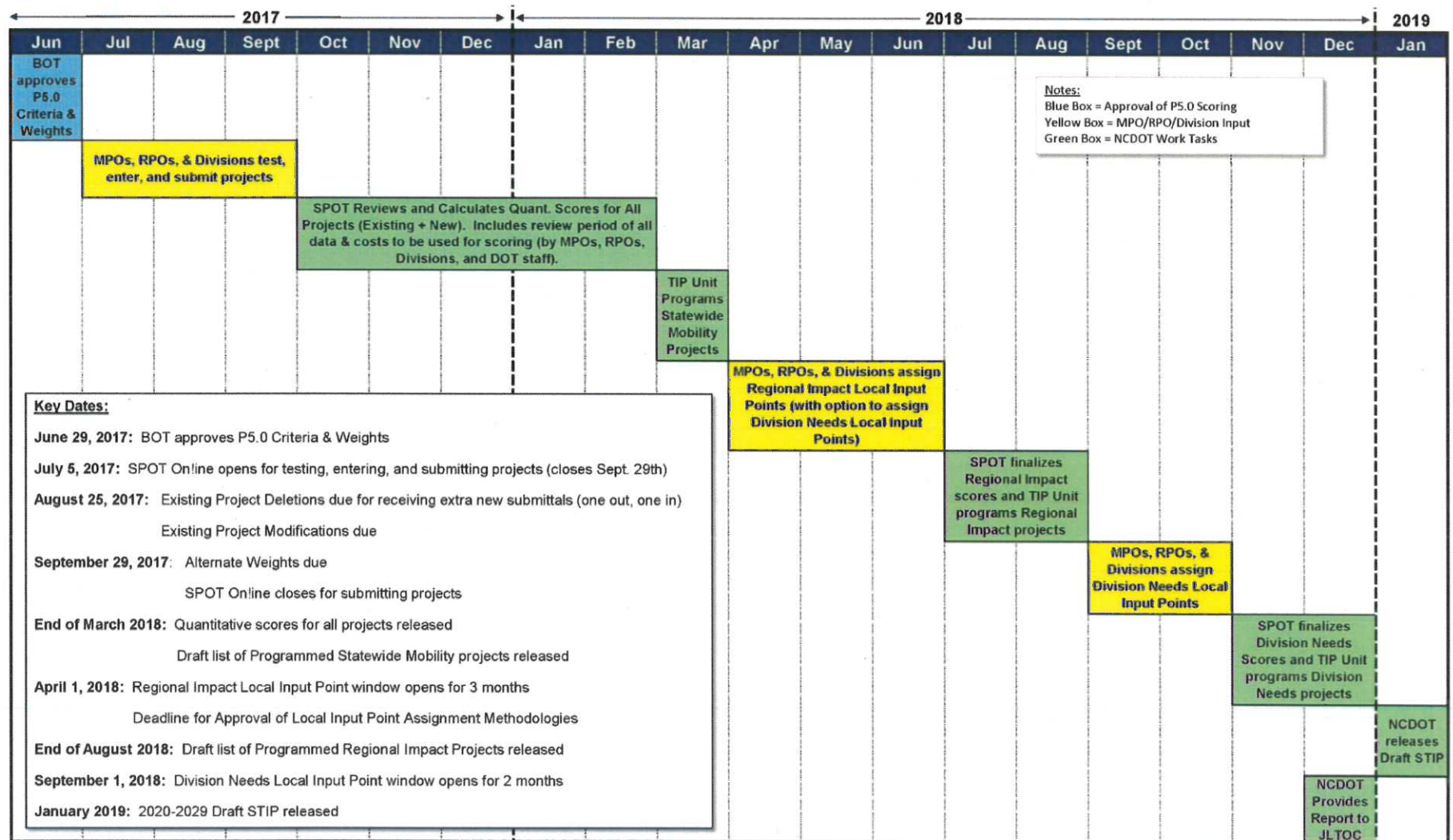
P5.0 Highway Criteria & Weights (Default)


Funding Category	<u>QUANTITATIVE</u>		<u>LOCAL INPUT</u>	
	Data		Division	MPO/RPO
Statewide Mobility	Congestion	100%	--	--
	Benefit-Cost			
	Freight			
	Safety			
	Economic Competitiveness			
Regional Impact	Congestion	70%	15%	15%
	Benefit-Cost			
	Safety			
	Accessibility/Connectivity			
	Freight			
Division Needs	Congestion	50%	25%	25%
	Benefit-Cost			
	Safety			
	Accessibility/Connectivity			
	Freight			

P5.0 Schedule

Prioritization 5.0 Schedule

May 23, 2017





Draft STIP Released

10 Year Funding and Schedule Document includes:

- Funded Statewide, Regional, and Division projects
- Other projects (interstate maintenance, safety, bridge)

\$28B+ of projects

- (>55% of DOT Budget)

Final STIP Approved by BOT



Contact Information

STRATEGIC TRANSPORTATION INVESTMENTS

Smart decisions to keep North Carolina moving.

Stephen Sparks, P.E.
Division 13 Corridor Development Engineer
828-208-2154
ssparks@ncdot.gov

<https://www.ncdot.gov/sti>